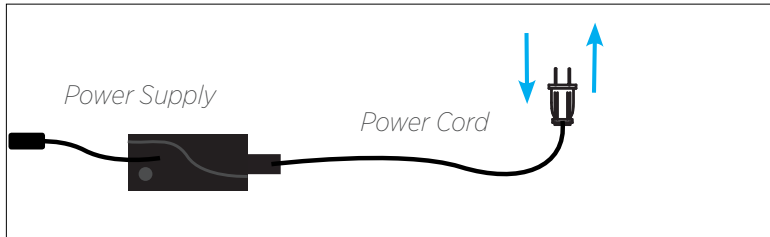


pairing remote control

The original remote that comes in the box is already paired to the adjustable base. No further action is required. In the event that the remote is not paired with the base, follow the steps below.

1



Unplug the Power Cord from your power outlet. Wait 1 minute, then plug it back in to your power outlet. Perform Step 2 within 10 seconds, while the control box light is flashing.



3

Test all remote functions. If the remote buttons do not impact the adjustable base movements, please repeat the process again or call Ergomotion customer service: 1-888-550-3746

2

Hold the  and  button on the remote, till the button backlight on the remote start flashing, at the same time the LED light on the control box will stop flashing, that means the pairing process is completed, please then release the pairing button.

